



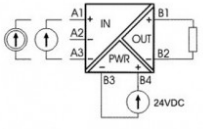
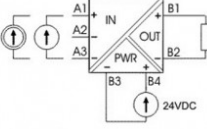
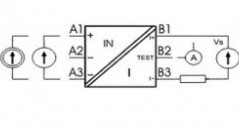
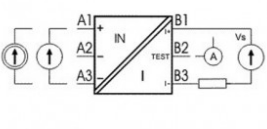






Signal isolators

TYPE	LXA-U1U	LXA-X1X	LXA-U11	LXA-X11
Photo				
Schematic				
INPUT				
Current	0...5 mA / 0...20 mA / 4...20 mA			
Voltage	0...10 VDC			
Supplying input current loop	<input checked="" type="checkbox"/>	<input checked="" type="checkbox"/>		
OUTPUT				
2-wire current loop output			4...20 mA	
Current output	0...20 mA / 4...20 mA			
Voltage output	0...10 VDC			
POWER SUPPLY				
From current loop			<input checked="" type="checkbox"/>	<input checked="" type="checkbox"/>
Supply voltage range	24 VDC (20...30 VDC)		9...30 VDC	
Power supply current	≤90 mA			
OTHER				
Basic accuracy	≤0,15%	≤0,1%	≤0,15%	≤0,1%
Galvanic isolation	input / output / power supply	input / output / power supply	input / output	input / output
Galvanic isolation (test)	1500 VAC			
Working temperature	0...70°C			
Protection (housing / terminals)	IP20 / IP20			
Mounting	DIN rail			
CONFIG				
Config	DIP switch	according to the order	DIP switch	according to the order
OPTIONS				
One / two-channel	<input checked="" type="checkbox"/> / --	<input checked="" type="checkbox"/> / <input checked="" type="checkbox"/>	<input checked="" type="checkbox"/> / --	<input checked="" type="checkbox"/> / <input checked="" type="checkbox"/>

Other input / output ranges (on request)	<input checked="" type="checkbox"/> / <input checked="" type="checkbox"/>	<input checked="" type="checkbox"/> / <input checked="" type="checkbox"/>	<input checked="" type="checkbox"/> / --	<input checked="" type="checkbox"/> / --
DOCUMENTS				
Data sheet	 Download	 Download	 Download	 Download